

Delta Electronics, Inc. 1Q 2026 Results

- 台達電子2026年第一季財報法人說明會

30 April 2026



- **The financial numbers hereby are based on International Financial Reporting Standards (IFRS)**

本簡報財務數字係根據國際財務報導準則編製

- **Cumulative consolidated numbers have been reviewed by CPA**

合併數字經會計師核閱

1Q 2026 Financial Results

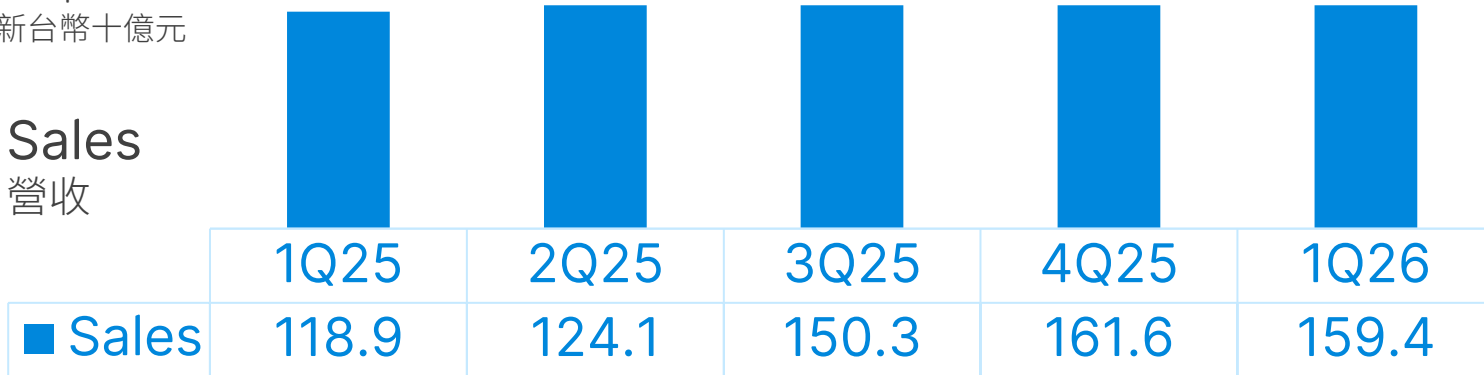
2026年第一季結算數字

Sales Revenues & Gross Profits

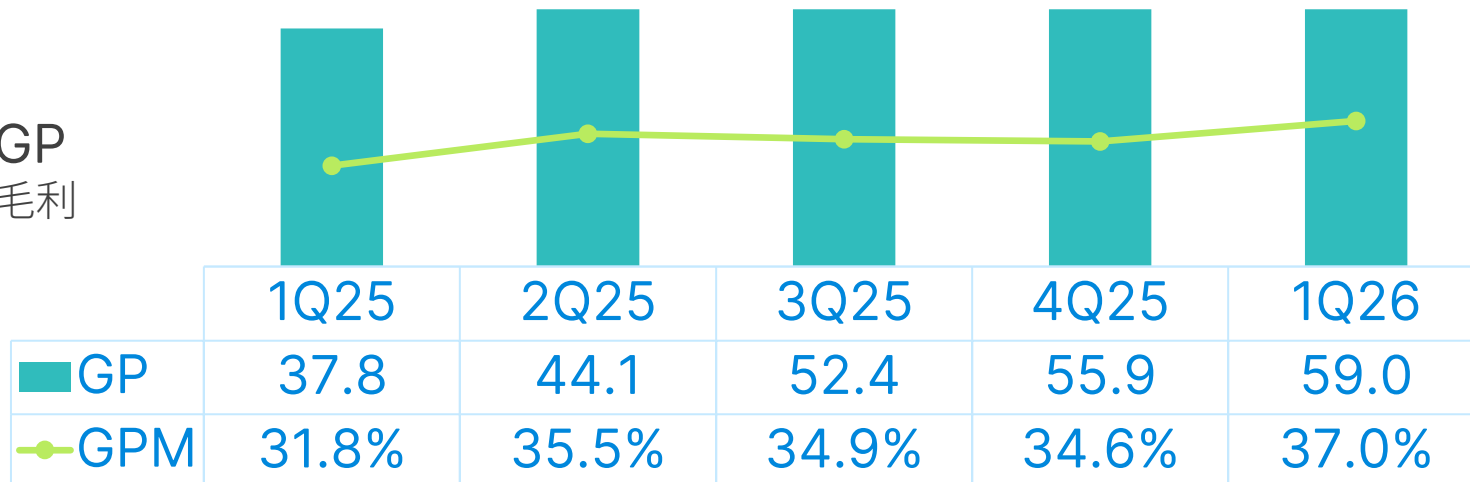
合併營收及毛利

NT\$ billion
新台幣十億元

Sales
營收



GP
毛利



	Y/Y 年對年	Q/Q 季對季
Sales 營收	+34%	-1%
GP 毛利	+56%	+5%

Operating Profits & Expenses

營業淨利及費用

NT\$ billion
新台幣十億元

- R&D
- SG&A
- OP



(% of sales)

	1Q25	2Q25	3Q25	4Q25	1Q26
R&D	9.3%	9.5%	8.5%	8.1%	8.6%
SG&A	10.7%	10.9%	9.9%	10.2%	10.6%
OPEX	20.0%	20.4%	18.4%	18.3%	19.2%
OPM	11.8%	15.1%	16.5%	16.3%	17.8%

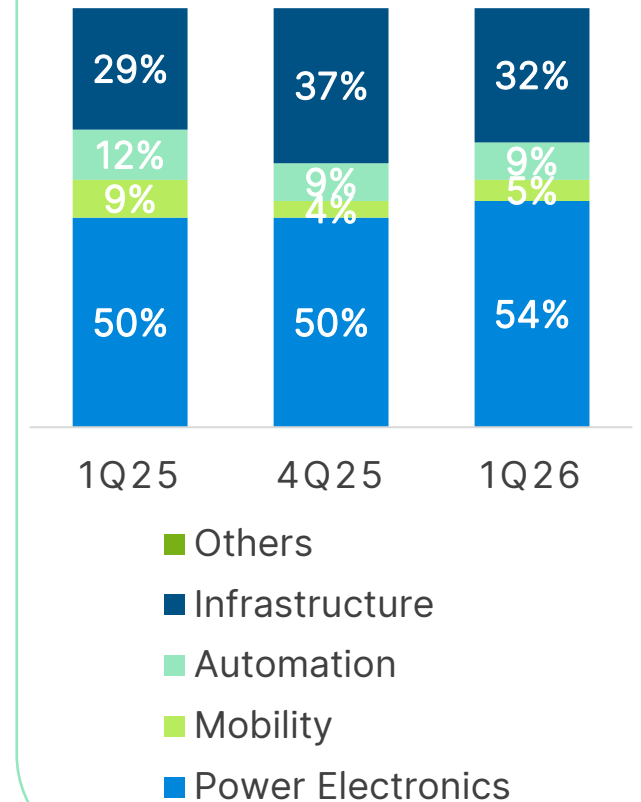
	Y/Y 年對年	Q/Q 季對季
R&D 研發費用	+23%	+5%
SG&A 銷管費用	+33%	+3%
OPEX 總營業費用	+29%	+4%
OP 營業淨利	+102%	+8%

Performance by Segment

主要部門表現

NT\$ million 新台幣百萬元	Sales	Y/Y	Q/Q	Profits	Y/Y	Q/Q
Power Electronics 電源及零組件	85,623	+43%	+6%	18,866	87%	15%
Mobility 交通	7,767	-27%	+7%	(744)	-135%	16%
Automation 自動化	14,378	+5%	0%	108	-77%	671%
Infrastructure 基礎設施	51,335	+48%	-13%	10,188	170%	-7%

Sales%
營收佔比

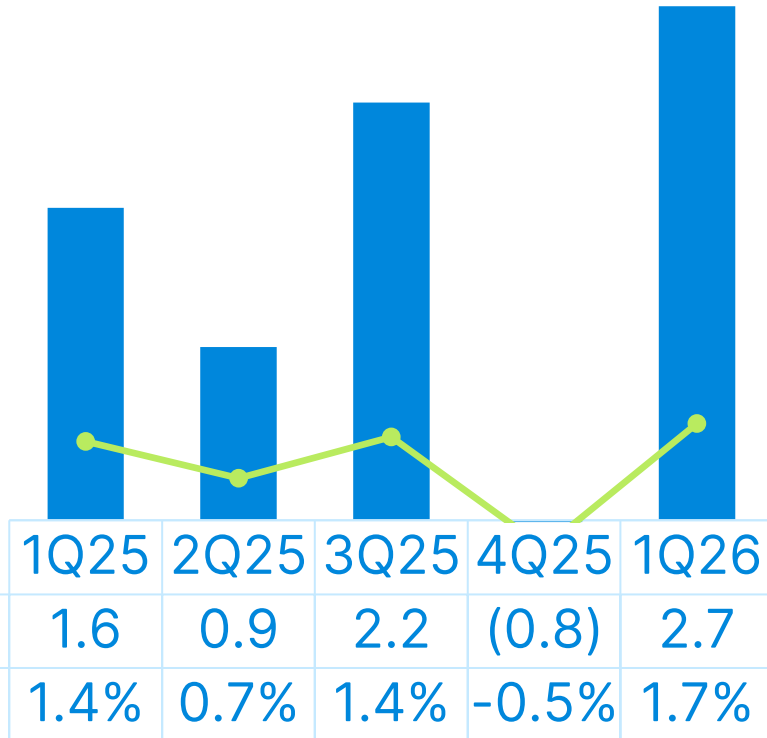


Non-operating Profits

業外損益

NT\$ billion
新台幣十億元

Non-OP
業外損益



*包含透過損益按公允價值衡量之有價證券已實現及未實現評價損益、股利收入、採用權益法認列之投資損益及處分損益等

*The item includes realized and unrealized evaluations of gains or losses from financial assets at fair value through profit or loss, dividend income, share of profit(loss) of associates accounted for under the equity, and gain (loss) on disposal of associates accounted for under the equity, etc.

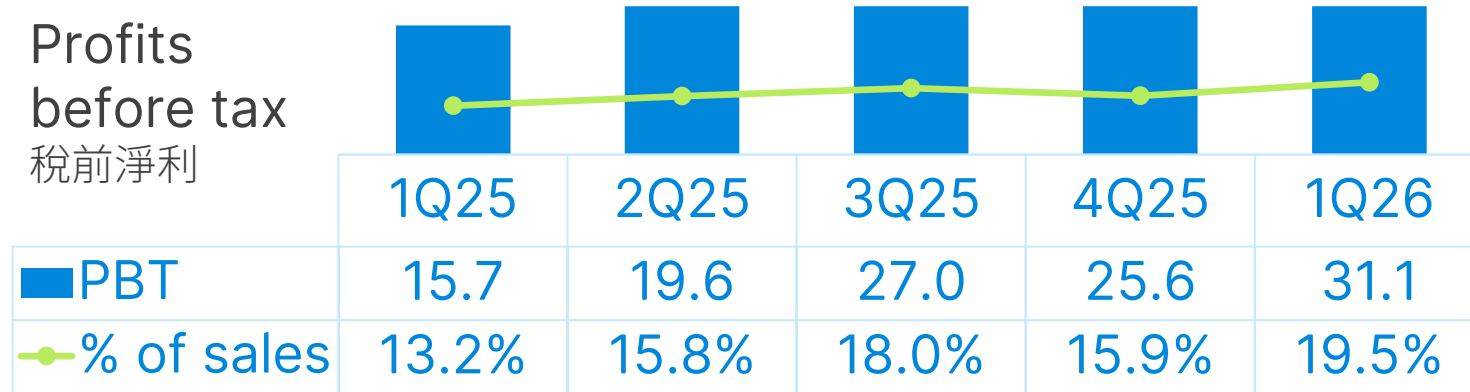
NT\$ million 新台幣百萬元	1Q25	4Q25	1Q26
Gains or losses from investment* 投資損益*	16	(171)	(41)
Interest income 利息收益	313	355	428
FX income and valuation of FX forward 滙兌損益及遠匯評價損益等	512	22	364
Others 其他	786	(976)	1,925
Total 合計	1,627	(770)	2,676

Profits before Tax v.s EBITDA

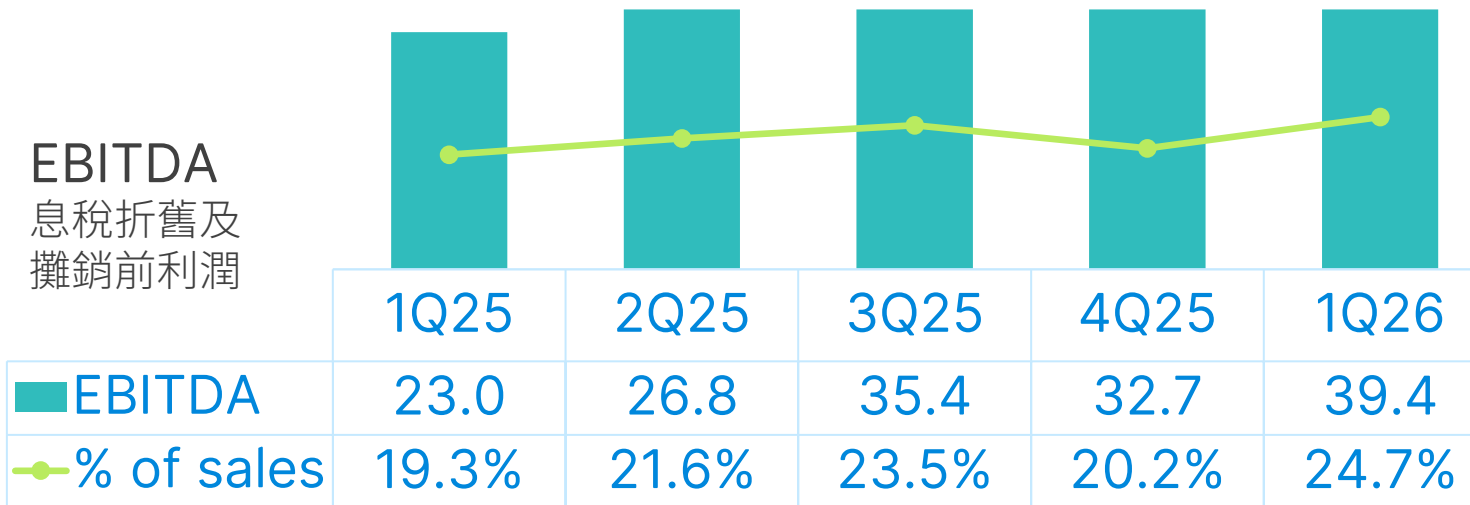
稅前淨利及息稅折舊及攤銷前利潤

NT\$ billion
新台幣十億元

Profits before tax
稅前淨利



EBITDA
息稅折舊及攤銷前利潤



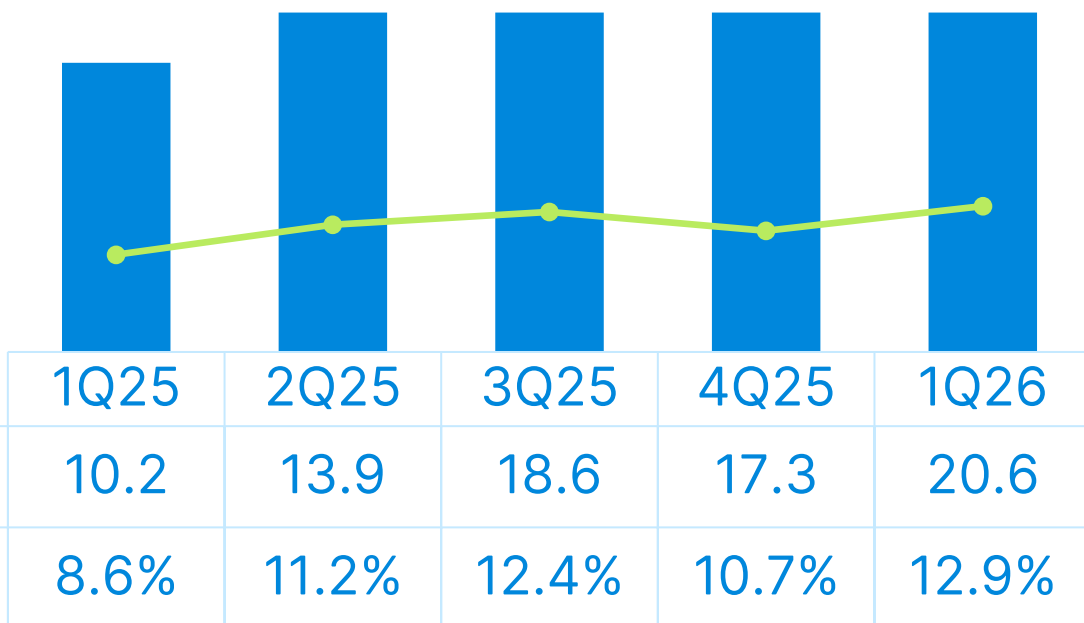
	Y/Y 年對年	Q/Q 季對季
Profits before tax 稅前淨利	+99%	+21%
EBITDA 息稅折舊及攤銷前利潤	+71%	+20%

Net Profits after Tax

稅後淨利

NT\$ billion
新台幣十億元

Net profits
after tax
稅後淨利



■ 稅後淨利

● 稅後淨利率

NT\$ million
新台幣百萬元

	1Q25	4Q25	1Q26
Profit before income tax 稅前淨利	15,663	25,649	31,093
Income tax 所得稅	(3,620)	(6,011)	(7,258)
Non-controlling interest 非控制權益	(1,812)	(2,314)	(3,279)
Net profit after tax 稅後淨利	10,231	17,324	20,556

Y/Y
年對年

Q/Q
季對季

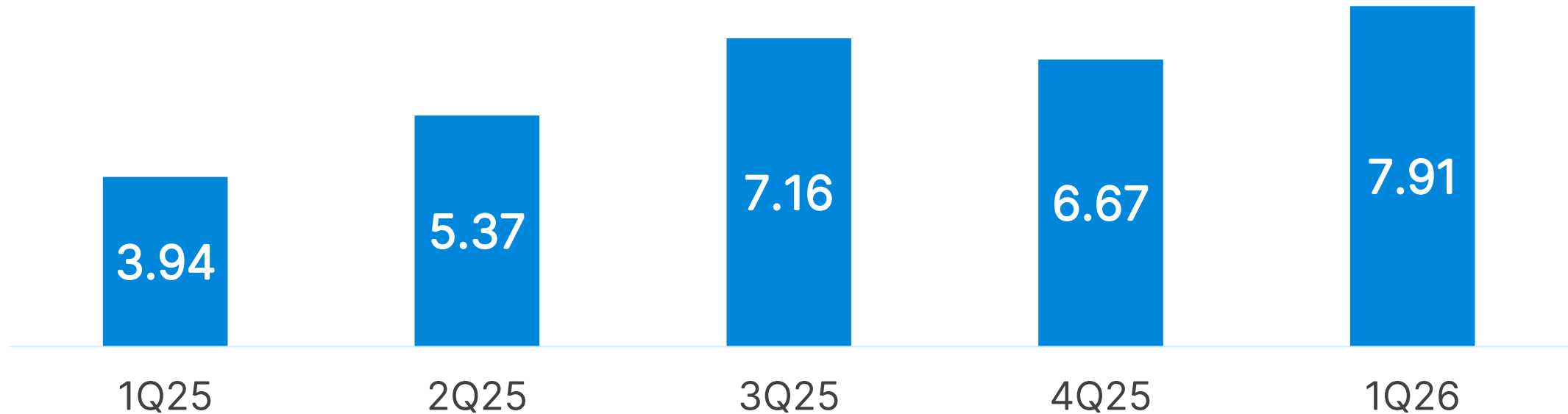
Net profits
after tax

+101%

+19%

EPS 每股淨利

Unit: NT\$
新台幣元



*EPS based on shares outstanding of 2,598 million.

每股盈餘之設算基於在外流通股數25.98億股。

Business Categories



Power Electronics

- Components
- Power & Systems
- Fans & Thermal Management



Mobility

- EV Powertrain Systems



Automation

- Industrial Automation
- Building Automation



Infrastructure

- ICT Infrastructure
- Energy Infrastructure
- Display Solutions

Smarter. Greener. Together.

